

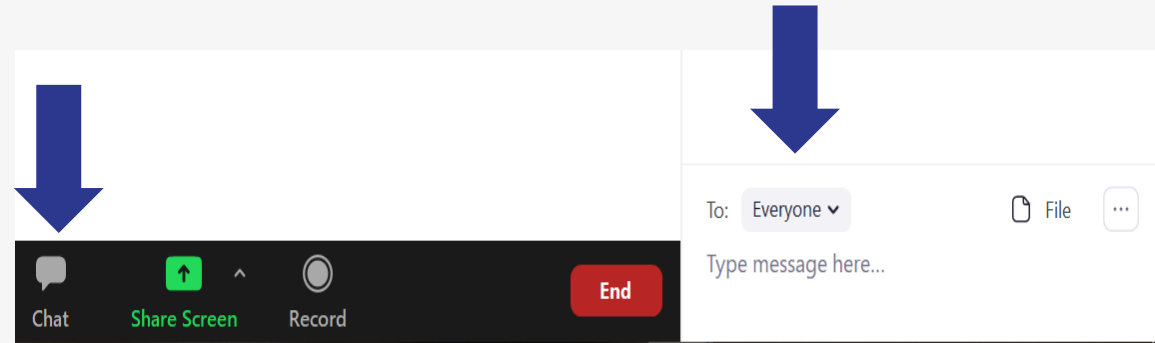
# COrHT Community Call

Minimally Invasive Care

April 20, 2021

# Participation & Zoom features

## CHAT



## Mute On Entry



## Turn Video On



# Agenda



- 01 • **Summary of the Prework & Setting the Baseline**
- 02 • **Case Activity**
- 03 • **Discussion**
- 04 • **Taking Action & Next Steps**

# Clinical Experts



**Margherita Fontana, DDS, PhD**  
Clifford Nelson Endowed Professor of Dentistry  
School of Dentistry at the University of Michigan  
*Consultant of CareQuest Institute for Oral Health*



**Jeremy Horst, DDS, PhD**  
Director, Clinical Innovation  
CareQuest Innovation Partners

# Review of the prework

**RISK:** CRA Should Be Done Regularly on Every Patient (Goal: Decrease Risk!)

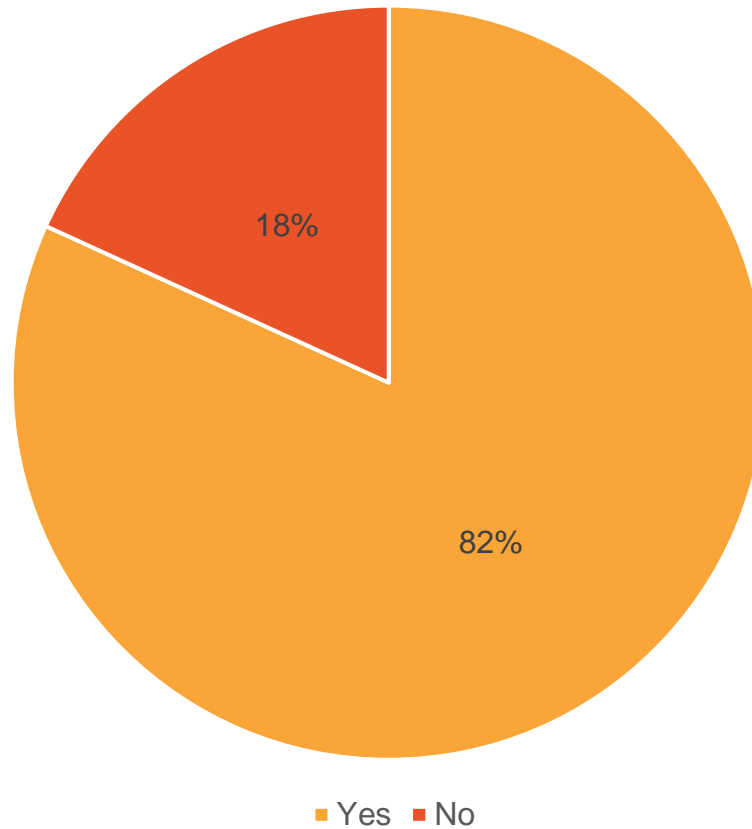
**EBD CARE:** Use a Combination of At Home and In Office Strategies

**FOCUS ON PREVENTION:** Use F and Sealants + Address Risk (Involve Patient)

**MANAGEMENT:** Focus on MID (Use FV, Sealants, SDF, etc. When restoring be MI)

# Baseline Assessment: Teams using SDF

Interim Caries Arresting (SDF)



## Poll question:

There are several uses for SDF, with varying levels of evidence. Please check all applicable boxes below for *how* you use SDF in your health center.

- For non-restorative management of active cavitated caries lesions
- Prior to restoring cavitated lesions using glass ionomers (IRT/ART) or other materials
- For management of non-cavitated lesions interproximally (by flossing)
- For management of non-cavitated lesions (occlusal, buccal or lingual)
- For primary prevention on sound coronal or root surfaces

# Case Activity



# Case Activity



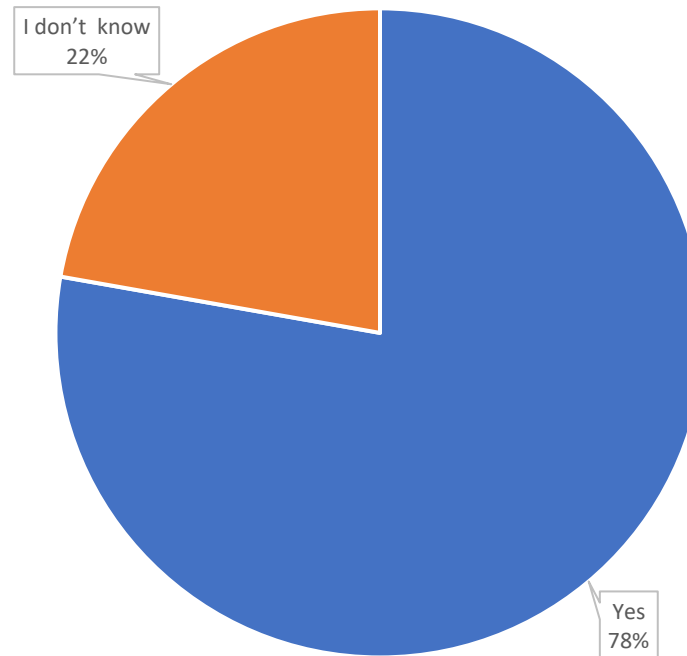
# Case Activity



# Discussion

# Baseline Assessment: Patient Engagement

Our health center promotes a culture supporting patient engagement designed for shared decision making, effective communication and self-care planning among providers, patients and caregivers.



Discussion: How does your health center support patient engagement and at-home care?  
Share an example.

Discussion: What are some financial considerations for adopting a minimally invasive approach to care?

# Discussion: How do you know if the treatment you provided was effective over time?

## Probes / Subpoints

- Recording lesion characteristics in chart
- Monitoring suggested at-home and in-office caries mgmt. interventions
- Re-evaluating patients' risk periodically

# Taking Action



Based on what you heard today, please **chat in** one thing that you can take back to your clinic and work on immediately.



# Wrap up & next steps

# Next Steps

View and reply to the discussion board post:

[Opportunity for Change: Integrated and Personalized Care](#)



# CE Opportunities

Find additional CE opportunities and supplemental resources on the online hub under 'Resources'

Looking for more? Here are a few CE opportunities you may want to consider:

- [Minimally Invasive Caries Treatments with Dr. Jeremy Horst \(1 CE credit\)](#)
- [The SMART Pediatric Dentist with Dr. Jeanette MacLean \(1 CE credit\)](#)
- [Non-Restorative Treatments as First Line of Therapy for Caries with Dr. Jeremy Horst \(1 CE credit\)](#)
- [Teledentistry and Minimally Invasive Procedures in the time of COVID-19 with Dr. Paul Glassman \(1 CE credit\)](#)

CareQuest   
Institute for Oral Health™